

InteliSENS[®]



DGK-i4 Series

Non-Contact CCD & LED Diameter Measurement

- 10,000 Measurements per Axis per Second
- No Moving Parts - No Wear
- Precision Optics Gorilla Glass Protected
- Industry 4.0 Data Communications
- Stand Alone Device
- Simple PLC Integration



DGK-i4 Series



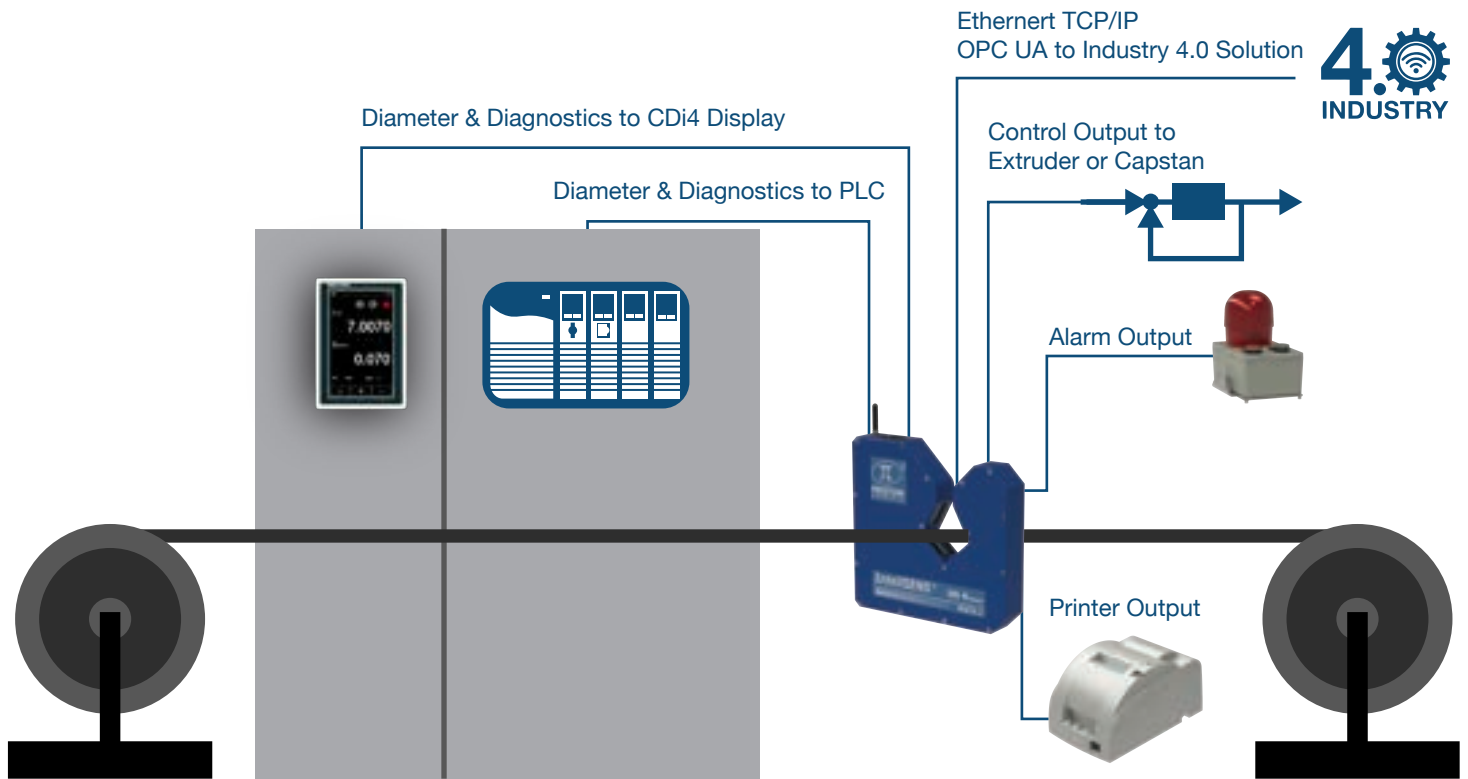
Non-Contact Diameter Gauge

The IntelliSENS® Dual Axis Diameter Gauge does much more than measure diameter. LED and CCD Technology coupled with our specially designed Optics provide Super Fast diameter and position measurement. This technology has no moving parts, no wear, and no drift. The extremely powerful FPGA processor used in the DGK Diameter Gauges enables Super Fast Measurements. 5,000 scans per second per axis in the standard configuration can be increased to 10,000 scans per second per axis. Additional options add functionality to measure, control, and alarm & report on product quality.



Applications



Smart Sensor Technology



Wire Drawing

Insulation

Stranding



Jacketing

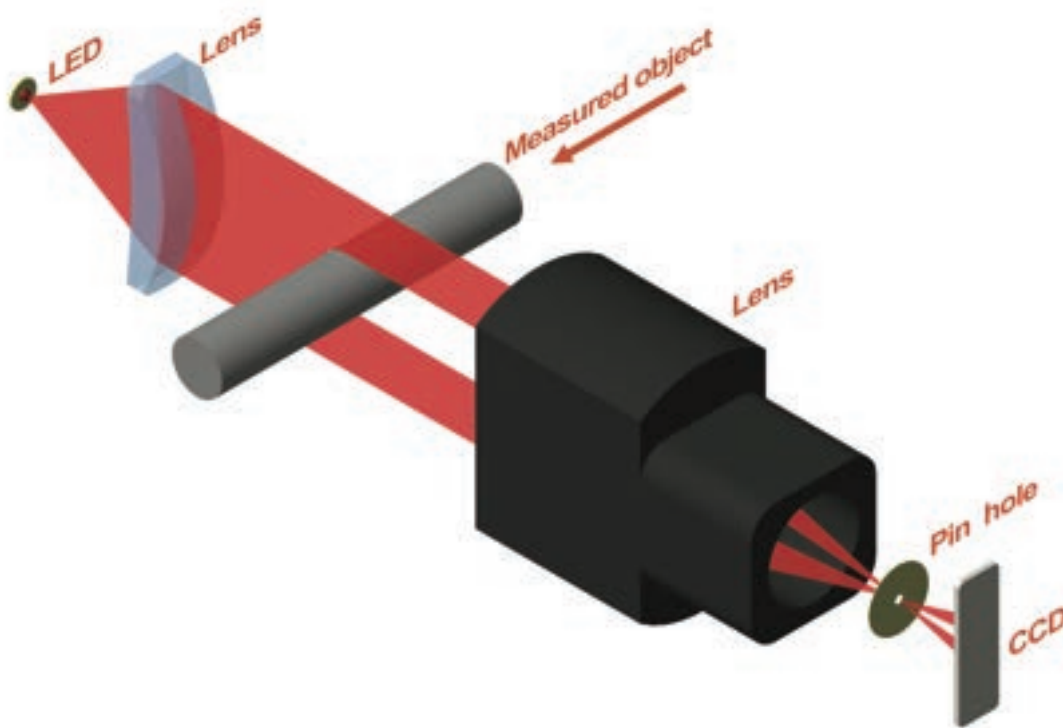
Hose and Tube



Measuring Principle


Unlike traditional laser diameter gauges, which use a mechanically scanned laser beam, the IntelliSENS® DGK-i4 diameter gauge uses an entirely solid-state technique. A LED light source is used to generate a broad collimated light beam that fully illuminates the measurement zone. The shadow generated by an object inserted into this light beam is imaged by a CCD, and the resulting electrical signal is digitally processed to measure diameter. This solid-state approach results in the following advantages over traditional laser diameter gauges:

- Higher measurement speeds (not limited by mechanical scan time).
- Higher reliability and MTBF of the gauge as it suffers no wear from moving parts.
- No laser precautions are required as a non-laser light source is used.



A novel LED light, and optical lens design produces a broad light beam across the measured part surface. The CCD receiver module is scanned up to 10,000 times per second per axis to measure diameter and position. With no moving parts, a reliable, accurate, and repeatable measurement is achieved.

Advanced Technology



Specifications

Performance



2 axis

DGK2015-i4

DGK2030-i4

DGK2060-i4

DGK2120-i4

DGK2200-i4



3 axis

DGK3030-i4

DGK3060-i4

DGK3120-i4

DGK3200-i4

Minimum Diameter	0.2mm 7.8mil	0.2mm 7.8mil	0.3mm 11.8mil	5mm 0.039"	5mm 0.039"
Maximum Diameter	15mm 5/8"	30mm 1 3/16"	60mm 2 23/64"	120mm 4 23/32"	180mm 7 7/8"
Accuracy	1µm	1µm	± (3µm + 0.01% of object diameter)	± (50µm + 0.05% of object diameter)	± (50µm + 0.05% of object diameter)
Resolution	0.01µm	0.01µm	0.01µm	0.01µm	0.01µm
Max Scan Speed	20,000 Scans/Sec	20,000 Scans/Sec 30,000 Scans/Sec	20,000 Scans/Sec 30,000 Scans/Sec	3,000 Scans/Sec 4,500 Scans/Sec	3,000 Scans/Sec 4,500 Scans/Sec

Measurement Mode Solid, Glass, Helix (Twisted, Multicore, Envelope Diameter)

Units Diameter Measurement selectable mm, Inch
Speed and Length selectable m/min, ft/min

Electrical and Operating Requirements

DGK2015 / DGK2030 / DGK2060 / DGK3030 / DGK3060

Power Supply
18 - 30 Vac

Power Consumption
30 Watts

Operating Temperature
5°C - 45°C (41°F - 113°F)

Environmental Protection
IP 65

DGK2120 / DGK2200 / DGK3120 / DGK3200

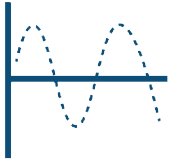
Power Supply
100 - 2400 Vdc
(50-60HZ)

Power Consumption
100 Watts

Operating Temperature
5°C - 45°C (41°F - 113°F)

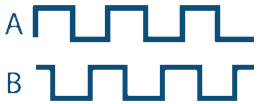
Environmental Protection
IP 65

Connectivity



Analog Speed Input

Analogue Speed input 0 -10vdc
Required for Helix Mode, Tolerance Location and Optional SMFD, Statistics and PI Feedback Diameter Control options.



Pulse Input

250kHz max frequency, 30v or 50v max pulses on two distinct inputs.
Required for Helix Mode, Tolerance Location and Optional SMFD, Statistics and PI Feedback Diameter Control options.



Logic Inputs

2 x Logic Inputs
Maximum Input Voltage 30Vdc
User Selectable - Length Reset and Print



Relay Output

4 x Relay Outputs
Maximum Voltage 24Vdc Current 1A
User selectable - Gauge OK, Upper Tolerance, Lower Tolerances, Single Measurement Flaw Detection (SMFD)



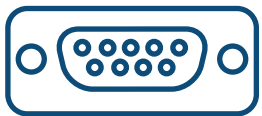
Serial i/o

1 x RS232 / RS485
User selectable - MODBUS RTU, PROTON ASCII Code or Label Printer Note: RS485 Not available when PROFIBUS is enabled



CANBUS

1 x CANBUS Port
Connects to Proton Products CDi4 Display or other Proton Products Inc Equipment.



iBUS

1 x iBUS Port
Connect to a PLC using PROFIBUS, PROFINET, or EtherNET IP, data update rate, maximum 500/sec. Flexible Data Configuration, Big Endian, Little Endian



Ethernet

1 x Ethernet port
Connect to PC, Network, PLC, Cloud Service
User selectable - Modbus TCP/IP or OPC-UA for Industry 4.0 solutions

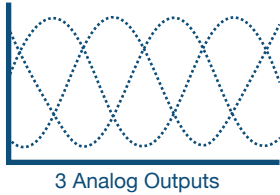


WiFi

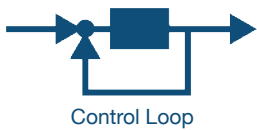
Connect to a PC or Mobile Device using WiFi or use the Proton Products Gauge App available for iOS and Android. Ideal for gauge configuration and diagnostics.

Enhanced Features

Gauge Head Add on Hardware



3 analog ($\pm 10V$) outputs can be set to X, Y, Z axis output for 2 and 3 axis gauges. Average diameter, diameter error, ovality and ovality error

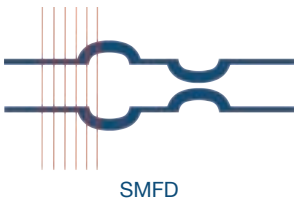


Feedback Control monitors the actual measured diameter compared to a Preset Value and provides a Control Output Signal that can be used to trim the motor output and maintain the product diameter within the Preset Value

Gauge Head Add on Software



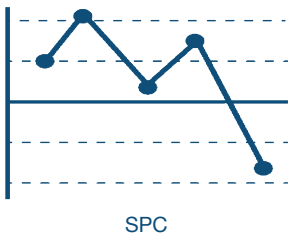
The 10k scanning option upgrades the standard gauge to enable a high scan rate that can be used for effective flaw and defect detection, each scan takes just 1ms to obtain and output a new diameter reading.



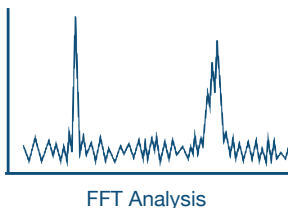
Single Measurement Flaw Detection (SMFD) analyzes each individual measurement and compares it with the running average. If a Single Measurement is greater than the running average and above a threshold value a Flaw is Detected.



Maximum, Minimum, Mean, Standard Deviation, Cp, and Cpk is collected during a selectable time or length period. The results are updated on the SiDi CDi4 Universal Display, PCIS Software and can be transmitted digitally.



Statistical Process Control (SPC) enhances the Feedback Control option. Statistical Process Control, "measures" Process Capability and automatically adjusts the control set point to maximize material savings while maintaining control within upper and lower limits.



Fast Fourier Transform (FFT) analyzes the diameter data for periodicity. Providing Amplitude versus Frequency data and a graphical representation on the SiDi CDi4 Universal Display Unit or PCIS Software.

Industry 4.0



More than 200 Data Words are available to communicate with your Industry 4.0 Solution. Data Words are divided into distinct function groups to make it easy to select the ones you want.

Gauge ID Data Words	Model Number, Serial Number, Firmware APP version, Firmware Core Version, Firmware Date
Calibration Data	Last Calibration Date, Days Since Last Calibration, Total Run Time, Calibration Alarm
Diagnostic Data Words	No Reading, No Object, Lens Dirty, Gauge Too Hot
Wired Network Info	IP Address, Netmask, Gateway
WiFi Network Info	IP Address, Netmask, Gateway, SSID
Measurement Data	Diameter, Diameter Error, Error Status

Smart Sensors Enable Smart Factories

“Industry 4.0 the Fourth Industrial Revolution is real. In its various shapes, forms, and definitions, it’s happening, accelerating worldwide, and Proton Products is an active player in this movement. A Smart Sensor is a Bridge between the Physical World (Measurement of Products and Processes) and the Digital World (MES, ERP Factory Management Systems). The more connected these worlds are, the more informed we become, improving our decision processes which ultimately enable us to reach our goals.”

Proton Products Inc.

Locations

USA HEAD OFFICE:

Proton Products Inc.
9272 Jeronimo Rd #110
Irvine, CA 92618
United States
E-mail: sales@protonproducts.us

GLOBAL HEAD OFFICE:


Proton Products International Ltd.
10 Aylesbury End, Beaconsfield
Buckinghamshire HP91LW
England
Email: sales@protonproducts.com

ASIA HEAD OFFICE:

Proton Products Chengdu Ltd.
Tianfu Software Park G3-401,
No.1800 Central YiZhou Avenue,
Chengdu, Sichuan 610041
China
E-mail: sales@protonproducts.cn

EUROPEAN HEAD OFFICE:

Proton Products Europe N.V.
Terspelt Business Park
Koeweideblock 2/C13
B-1785 Merchtem
Belgium
E-mail: sales@protonproducts.eu



PROTON
P R O D U C T S